

**SPECIFICATION OF SUBID  
DOWNLOAD/UPLOAD**

---

## Table of contents

<b>1</b>	<b>File Upload</b> .....	<b>4</b>
1.1	Record format .....	5
1.2	Checks during import .....	6
1.3	Replace existing SubIDs.....	6
1.4	Add new SubIDs .....	7
1.5	Error Messages .....	7
1.5.1	File contains too many records .....	7
1.5.2	Wrong file extension.....	7
1.5.3	Wrong number of attributes .....	7
1.5.4	Empty file .....	8
1.5.5	Wrong format of merchantID.....	8
1.5.6	Wrong format of SubID.....	8
1.5.7	Wrong format of Trade name.....	9
1.5.8	Wrong format of URL.....	9
1.5.9	Wrong format of Status .....	9
1.5.10	Error messages.....	9
<b>2</b>	<b>File Download</b> .....	<b>11</b>

Author	Ingo Krützen / Christiane Vahle
Creation Date	10.09.2013
Document state	Intern
Version	1.2

# 1 File Upload

The SubID upload and download functionality is displayed on the bottom of the SubID management page of the merchant profile:

■ results 1 - 3 (out of 3) displayed

### Sub Id Management

**Search criteria**

**Merchant identification**  
 Merchant ID:   
 Merchant name:

**Search criteria**  
 Merchant Sub Id:   
 Trade name:   
 Url:   
 Sub Id state:

<< Previous page << >> Next page >>

SubID	Merchant ID	Trade name	URL	Status	Created	Update User	User Modified	Action	Action
2	002094539	Trade Sub ID 2	http://www.subID2.com	30 - Merchant active	2013-09-18 12:53:18.737	tseeberg	2013-09-18 12:53:18.737	<a href="#">Edit</a>	<a href="#">Remove</a>
22	002094539	Trade Sub ID 22	http://www.subID22.com	30 - Merchant active	2013-09-18 12:53:53.994	tseeberg	2013-09-18 12:53:53.994	<a href="#">Edit</a>	<a href="#">Remove</a>
222	002094539	Trade Sub ID 222	http://www.subID222.com	30 - Merchant active	2013-09-18 12:54:30.735	tseeberg	2013-09-18 12:54:30.735	<a href="#">Edit</a>	<a href="#">Remove</a>

<< Previous page << >> Next page >>

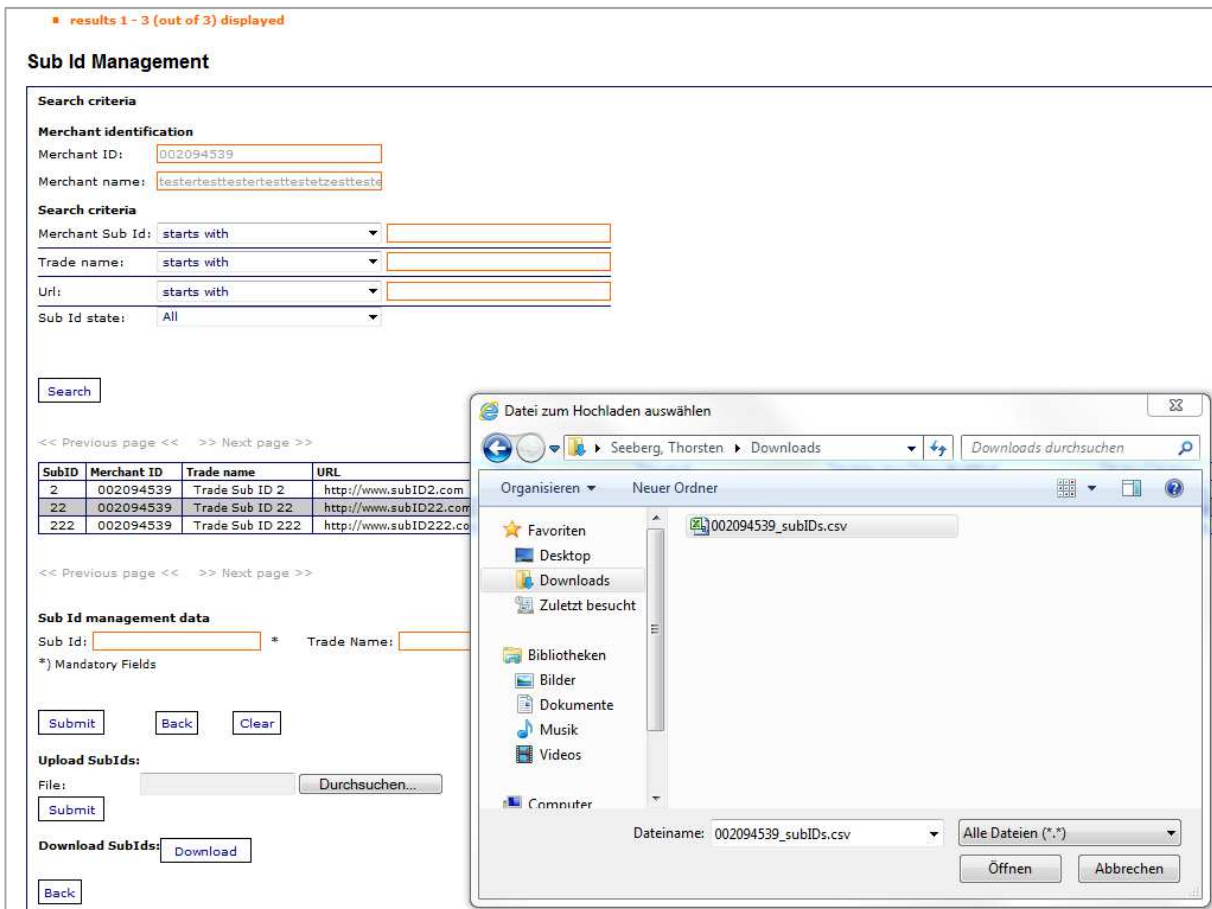
**Sub Id management data**  
 Sub Id:  \* Trade Name:  \* Url:  \* Status:  \*

\*) Mandatory Fields

**Upload SubIds:**  
 File:

**Download SubIds:**

For uploading SubIDs select a file and push the button "Submit"



## 1.1 Record format

The uploaded file has to be a file with comma separated values (CSV). The format of each SubID record has to consist of:

*MerchantId;SubId;tradeName;URL;Status*

Example:

005089500;234;Atos

trade;http://www.atos.net;30

005089500;235;Atos trade2;http://www.atos.net;60

Per SubID **one** line is required.

## 1.2 Checks during import

The following checks are done during SubID import:

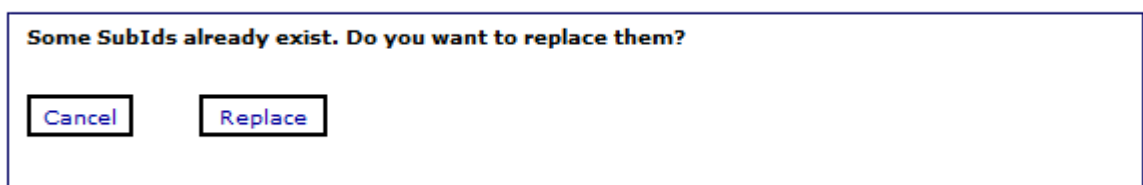
- Is the CSV syntax of the file correct?
- Is the number of records < 1.500?
- Is the merchantID (mandatory) in the CSV-file equals to the merchantID in the profile?
- SubID (mandatory)
  - SubID a number?
  - SubID between 1 and 999999?
  - (ING only) SubID between 2 and 999999?
- Trade Name (mandatory)
  - length less or equal 35 character?
- URL (mandatory)
  - Valid URL according regular expression: `^https?:\/\/.+\\..+$)?`
- Status (mandatory)
  - Status equals 60 or 30?

If some of the checks fail the complete import is rejected with the related error message(s).

## 1.3 Replace existing SubIDs

If a SubID to be imported already exists, a confirmation screen is shown to the user with two buttons ("Cancel" and "Replace").

### Sub Id Management

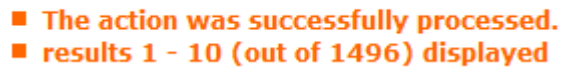


When clicking "Cancel", the import of the whole file is stopped.

If the user clicks on "Replace" all SubIDs are imported. Already existent SubIDs are replaced.

## 1.4 Add new SubIDs

If the file contains new SubIDs and the syntax check does not show any errors the subIDs are imported.

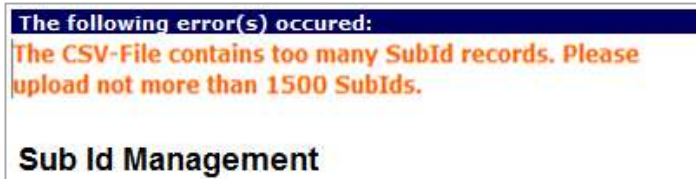
- 
- The action was successfully processed.  
■ results 1 - 10 (out of 1496) displayed

## 1.5 Error Messages

### 1.5.1 File contains too many records

The max. allowed number of SubID records per upload file is set to 1.500.

If the max. number of records exceeds the file is rejected and the following error message is created:



In this case the SubIDs need to be split into several files below 1.500 records.

### 1.5.2 Wrong file extension

If the user uploads a file with a wrong file extension (not .csv), the following error message is displayed:



You have to name the file with extension ".csv"

### 1.5.3 Wrong number of attributes

If the syntax of the records in the CSV-File is incorrect, the following message is shown:

The CSV-File is incorrect. Error in line {0}. The {1} of this line is incorrect.

The parameter {0} is replaced with the line in which the error occurs.

The parameter {1} is replaced with the field which is not correct.

**The following error(s) occurred:**  
The CSV-File is incorrect. Error in line 6. The number of fields of this line is incorrect.

Empty records are skipped.

#### 1.5.4 Empty file

If the CSV file is empty, the following message is displayed to the user:

**The following error(s) occurred:**  
The specified file is empty or can not be found. Please check and try again.

#### 1.5.5 Wrong format of merchantID

If the merchantID is missing or wrong:

**The following error(s) occurred:**  
■ The CSV-File is incorrect. Error in line 1. The merchantId of this line is incorrect.

You have to correct the merchantID and set it to the one in the merchant profile.

#### 1.5.6 Wrong format of SubID

If the SubID is missing or wrong:

**The following error(s) occurred:**  
The CSV-File is incorrect. Error in line 1. The subId of this line is incorrect.

The SubID needs to be a number between 1 and 999999.



For ING it needs to be a number between 2 and 999999.

### 1.5.7 Wrong format of Trade name

If the Trade name is missing or wrong:



The following error(s) occurred:  
The CSV-File is incorrect. Error in line 1. The tradename of this line is incorrect.

The trade name length needs to be less or equal 35 characters.

### 1.5.8 Wrong format of URL

If the URL is missing or wrong:



The following error(s) occurred:  
The CSV-File is incorrect. Error in line 1. The url of this line is incorrect.

The trade name has to be valid according regular expression:  $^https?://.+\\..+)?$

Example: <http://www.SubID.com>

### 1.5.9 Wrong format of Status

If the Status is missing or not "30" or "60":



The following error(s) occurred:  
The CSV-File is incorrect. Error in line 1. The status of this line is incorrect.

### 1.5.10 Error messages

All occurring error messages are displayed in one window:

**The following error(s) occurred:**

The CSV-File is incorrect. Error in line 2. The subId of this line is incorrect.  
The CSV-File is incorrect. Error in line 3. The tradename of this line is incorrect.  
The CSV-File is incorrect. Error in line 4. The status of this line is incorrect.  
The CSV-File is incorrect. Error in line 6. The url of this line is incorrect.

## 2 File Download

If the user clicks on "download" the export function creates a CSV file of all SubIDs. The format of the file is identical to the import file format.

The user can save, edit, change and upload this file again.

**Please do not modify the CSV-File via Microsoft Excel, because the format will be discarded.**

**Search criteria**

**Merchant identification**  
 Merchant ID:   
 Merchant name:

**Search criteria**  
 Merchant Sub Id:   
 Trade name:   
 Url:   
 Sub Id state:

<< Previous page << >> Next page >>

SubID	Merchant ID	Trade name	URL	Status	Created	Update User	User Modified	Action	Action
2	002094539	Trade Sub ID 2	http://www.subID2.com	30 - Merchant active	2013-09-18 12:53:18,737	tseeberg	2013-09-18 12:53:18,737	Edit	Remov
22	002094539	Trade Sub ID 22	http://www.subID22.com	30 - Merchant active	2013-09-18 12:53:53,994	tseeberg	2013-09-18 12:53:53,994	Edit	Remov
222	002094539	Trade Sub ID 222	http://www.subID222.com	30 - Merchant active	2013-09-18 12:54:30,735	tseeberg	2013-09-18 12:54:30,735	Edit	Remov

<< Previous page << >> Next page >>

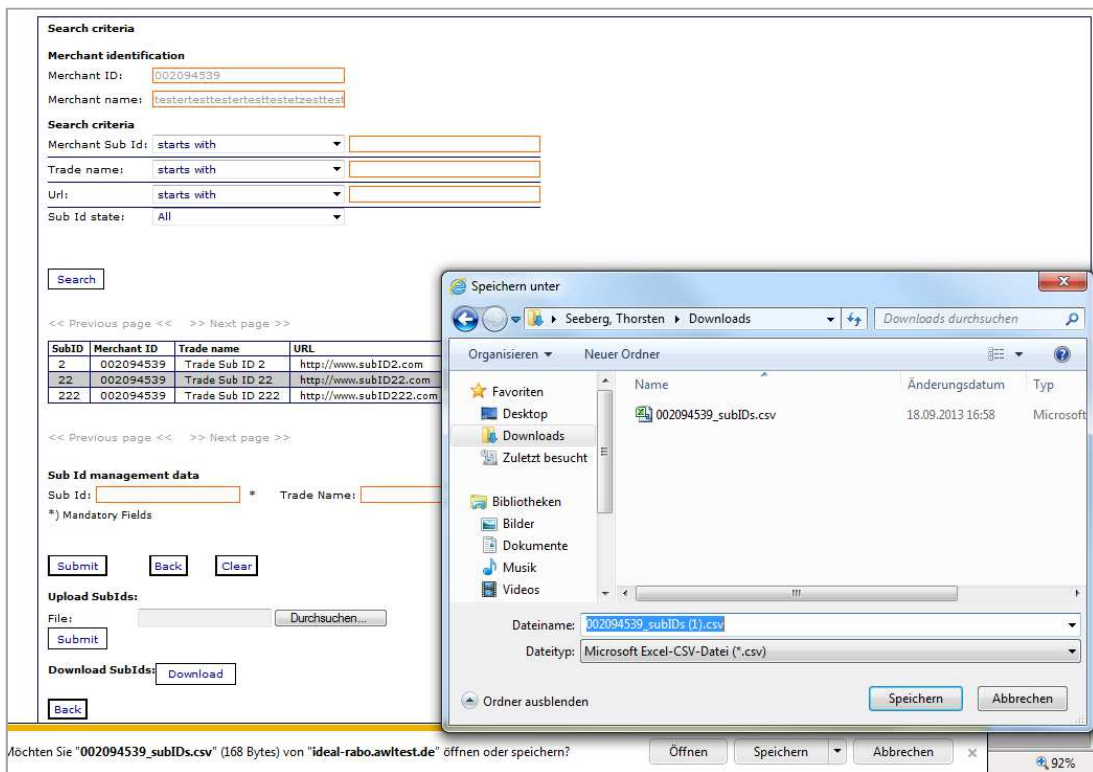
**Sub Id management data**  
 Sub Id:  \* Trade Name:  \* Url:  \* Status:  \*

\*) Mandatory Fields

**Upload SubIds:**  
 File:

**Download SubIds:**

Möchten Sie "002094539\_subIDs.csv" (168 Bytes) von "ideal-rabo.awltest.de" öffnen oder speichern?



Example of a downloaded CSV-File:

002094539;2;Trade Sub ID 2;http://www.SubID2.com;30  
 002094539;22;Trade Sub ID 22;http://www.SubID22.com;30  
 002094539;222;Trade Sub ID 222;http://www.SubID222.com;30